

SUITES

- NAVIGATOR (NS)
- DISCOVERY (DS)
- JOURNEY (JS)

STATEROOMS

- HORIZON DELUXE (E1)
- VERANDA DELUXE (E2)
- HORIZON (A1)
- HORIZON (A2)
- VERANDA (B1)
- VERANDA (B2)
- ADVENTURE (AO)

SYMBOLS

- 3 SLEEPS 3 WITH SOFA BED
- # ELEVATOR/STAIRS
- ↑ STAIRS
- ♿ ACCESSIBLE STATEROOMS

DECKS

DECK 8

- 1 RUNNING TRACK
- OUTDOOR FITNESS

DECK 7

- 2 THE DOME
- OBSERVATION LOUNGE
- 3 POOL & HOT TUBS
- 4 7AFT GRILL
- 5 7AFT POOL BAR
- 6 ZODIAC STORAGE

DECK 6

- 7 BRIDGE
- 8 SMALL SUNDECK

DECK 5

- 9 WATER'S EDGE
- OBSERVATION DECK
- 10 ZEPHYR LOUNGE

DECK 4

- 11 PAULA'S PANTRY
- 12 FITNESS STUDIO
- 13 ATLAS LOUNGE
- 14 MEDICAL CENTER
- 15 RECEPTION
- 16 FUTURE CRUISE DESK
- 17 BOUTIQUE
- 18 AUDITORIUM
- AMERICO VESPUCCI - WORLD VOYAGER
- VASCO DA GAMA - WORLD TRAVELLER
- DOM HENRIQUE- WORLD NAVIGATOR
- 19 L'OCCITANE SEASPA & SAUNA
- 20 MAIN RESTAURANT - INDOOR/ALFRESCO
- MADEIRA - WORLD VOYAGER
- LISBOA - WORLD TRAVELLER
- PORTO - WORLD NAVIGATOR

DECK 3

- 21 MUD ROOM

- Measurements for Navigator Suite sofa bed are 59 inches x 74 inches. Measurements for other stateroom sofa beds are 31 inches x 74 inches.
- 7Aft Grill, 7Aft Pool Bar and Main Restaurant alfresco dining are available on Epicurean Expeditions and select Cultural Expeditions only.
- World Voyager and World Navigator have 2 hot tubs, World Traveller has 1 hot tub.
- Accessible staterooms have limited closet space.

WORLD NAVIGATOR

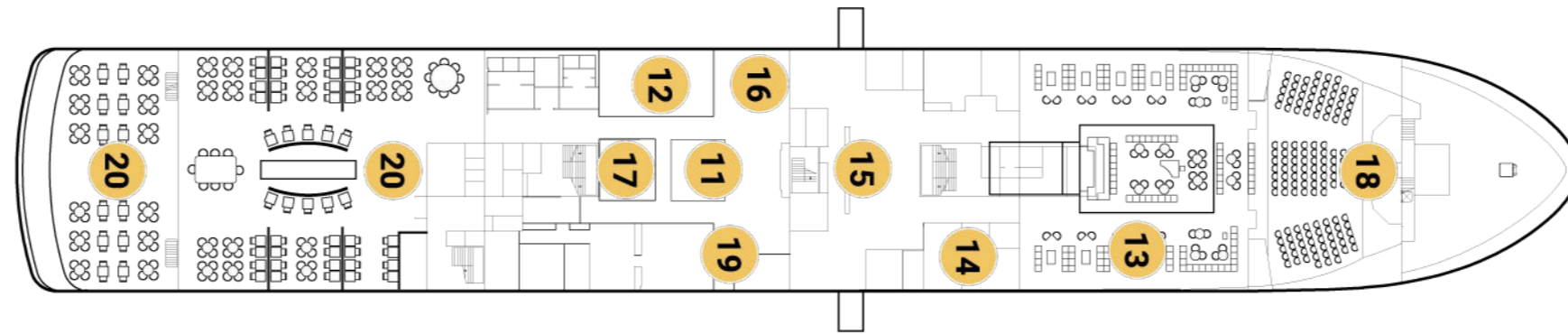
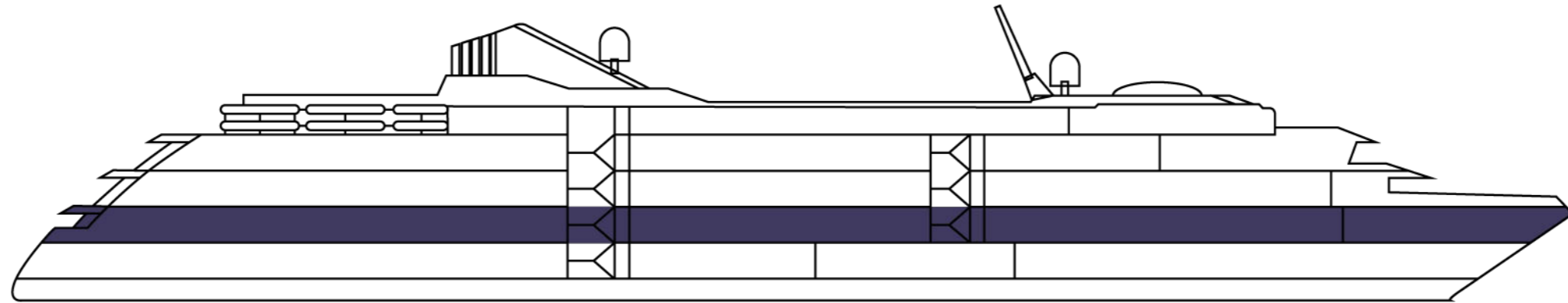
- 3 **Sleeps 3 with Sofa Bed in Suites & Staterooms**
- 518, 519, 520, 521, 542, 543, 607, 608, 609, 610, 626, 627, 636, 637

WORLD TRAVELLER

- 3 **Sleeps 3 with Sofa Bed in Suites & Staterooms**
- 518, 519, 520, 521, 534, 535, 607, 608, 609, 610, 626, 627

WORLD VOYAGER

- 3 **Sleeps 3 with Sofa Bed in Suites & Staterooms**
- 518, 519, 520, 521, 546, 547, 626, 627, 628, 629, 640, 641



SUITES

- NAVIGATOR (NS)
- DISCOVERY (DS)
- JOURNEY (JS)

STATEROOMS

- HORIZON DELUXE (E1)
- VERANDA DELUXE (E2)
- HORIZON (A1)
- HORIZON (A2)
- VERANDA (B1)
- VERANDA (B2)
- ADVENTURE (AO)

SYMBOLS

- SLEEPS 3 WITH SOFA BED
- ELEVATOR/STAIRS
- STAIRS
- ACCESSIBLE STATEROOMS

DECKS

- DECK 8**
 - 1 RUNNING TRACK
 - OUTDOOR FITNESS
- DECK 7**
 - 2 THE DOME
 - OBSERVATION LOUNGE
 - 3 POOL & HOT TUBS
 - 4 7AFT GRILL
 - 5 7AFT POOL BAR
 - 6 ZODIAC STORAGE
- DECK 6**
 - 7 BRIDGE
 - 8 SMALL SUNDECK
- DECK 5**
 - 9 WATER'S EDGE
 - OBSERVATION DECK
 - 10 ZEPHYR LOUNGE
- DECK 4**
 - 11 PAULA'S PANTRY
 - 12 FITNESS STUDIO
 - 13 ATLAS LOUNGE
 - 14 MEDICAL CENTER
 - 15 RECEPTION
 - 16 FUTURE CRUISE DESK
 - 17 BOUTIQUE
 - 18 AUDITORIUM
 - AMERICO VESPUCCI - WORLD VOYAGER
 - VASCO DA GAMA - WORLD TRAVELLER
 - DOM HENRIQUE- WORLD NAVIGATOR
 - 19 L'OCCITANE SEASPA & SAUNA
 - 20 MAIN RESTAURANT - INDOOR/ALFRESCO
 - MADEIRA - WORLD VOYAGER
 - LISBOA - WORLD TRAVELLER
 - PORTO - WORLD NAVIGATOR
- DECK 3**
 - 21 MUD ROOM

• Measurements for Navigator Suite sofa bed are 59 inches x 74 inches. Measurements for other stateroom sofa beds are 31 inches x 74 inches.
 • 7Aft Grill, 7Aft Pool Bar and Main Restaurant alfresco dining are available on Epicurean Expeditions and select Cultural Expeditions only.
 • World Voyager and World Navigator have 2 hot tubs, World Traveller has 1 hot tub.
 • Accessible staterooms have limited closet space.

WORLD NAVIGATOR

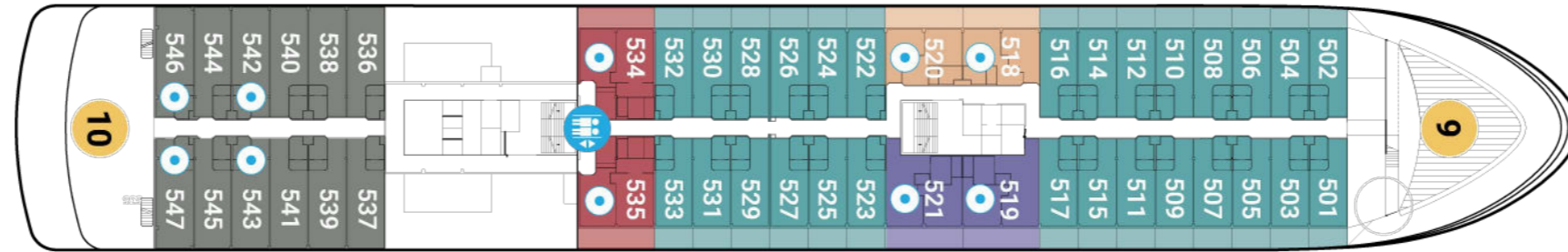
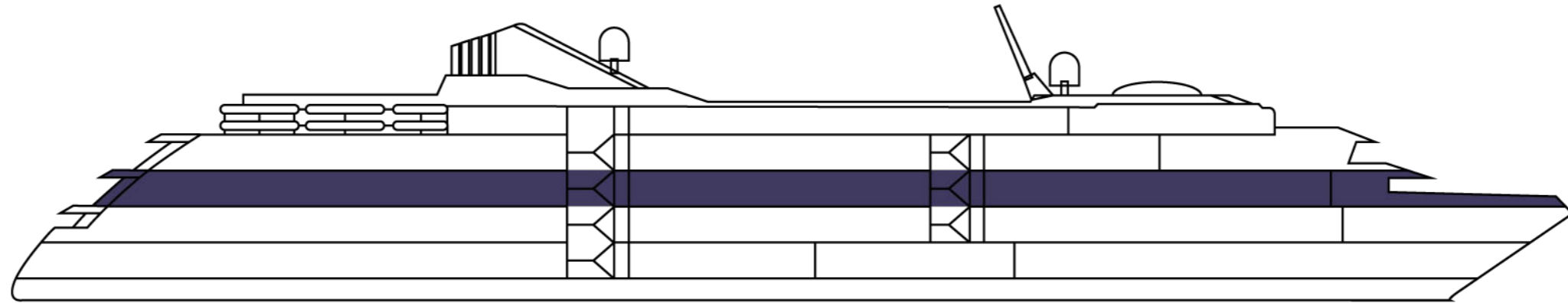
- **Sleeps 3 with Sofa Bed in Suites & Staterooms**
518, 519, 520, 521, 542, 543, 607, 608, 609, 610, 626, 627, 636, 637

WORLD TRAVELLER

- **Sleeps 3 with Sofa Bed in Suites & Staterooms**
518, 519, 520, 521, 534, 535, 607, 608, 609, 610, 626, 627

WORLD VOYAGER

- **Sleeps 3 with Sofa Bed in Suites & Staterooms**
518, 519, 520, 521, 546, 547, 626, 627, 628, 629, 640, 641



SUITES

- NAVIGATOR (NS)
- DISCOVERY (DS)
- JOURNEY (JS)

STATEROOMS

- HORIZON DELUXE (E1)
- VERANDA DELUXE (E2)
- HORIZON (A1)
- HORIZON (A2)
- VERANDA (B1)
- VERANDA (B2)
- ADVENTURE (AO)

SYMBOLS

- ⦿ SLEEPS 3 WITH SOFA BED
- ⦿ ELEVATOR/STAIRS
- ⦿ STAIRS
- ♿ ACCESSIBLE STATEROOMS

DECKS

- DECK 8**
 - 1 RUNNING TRACK
 - OUTDOOR FITNESS
- DECK 7**
 - 2 THE DOME
 - OBSERVATION LOUNGE
 - 3 POOL & HOT TUBS
 - 4 7AFT GRILL
 - 5 7AFT POOL BAR
 - 6 ZODIAC STORAGE
- DECK 6**
 - 7 BRIDGE
 - 8 SMALL SUNDECK
- DECK 5**
 - 9 WATER'S EDGE
 - OBSERVATION DECK
 - 10 ZEPHYR LOUNGE
- DECK 4**
 - 11 PAULA'S PANTRY
 - 12 FITNESS STUDIO
 - 13 ATLAS LOUNGE
 - 14 MEDICAL CENTER
 - 15 RECEPTION
 - 16 FUTURE CRUISE DESK
 - 17 BOUTIQUE
 - 18 AUDITORIUM
 - AMERICO VESPUCCI - WORLD VOYAGER
 - VASCO DA GAMA - WORLD TRAVELLER
 - DOM HENRIQUE- WORLD NAVIGATOR
 - 19 L'OCCITANE SEASPA & SAUNA
 - 20 MAIN RESTAURANT - INDOOR/ALFRESCO
 - MADEIRA - WORLD VOYAGER
 - LISBOA - WORLD TRAVELLER
 - PORTO - WORLD NAVIGATOR
- DECK 3**
 - 21 MUD ROOM

• Measurements for Navigator Suite sofa bed are 59 inches x 74 inches. Measurements for other stateroom sofa beds are 31 inches x 74 inches.
 • 7Aft Grill, 7Aft Pool Bar and Main Restaurant alfresco dining are available on Epicurean Expeditions and select Cultural Expeditions only.
 • World Voyager and World Navigator have 2 hot tubs, World Traveller has 1 hot tub.
 • Accessible staterooms have limited closet space.

WORLD NAVIGATOR

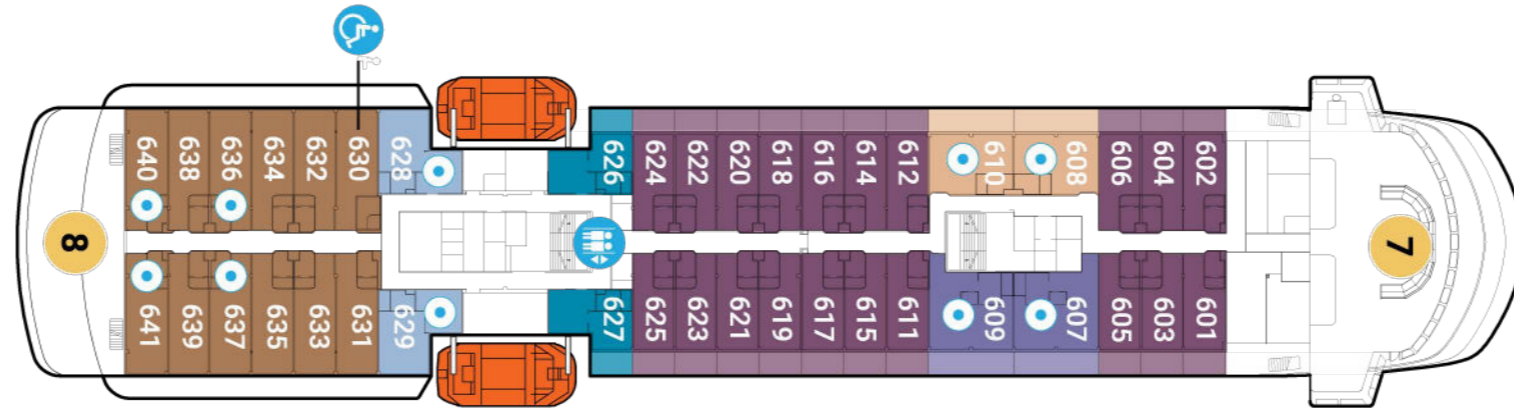
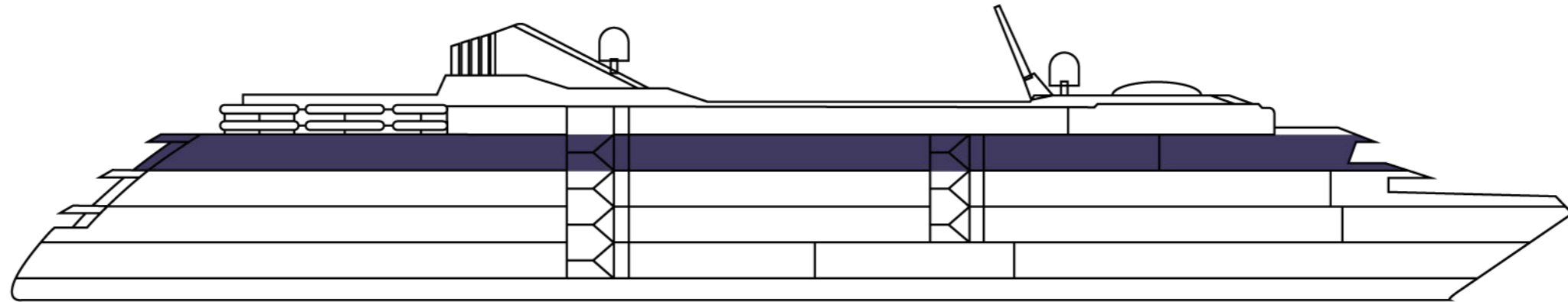
- ⦿ **Sleeps 3 with Sofa Bed in Suites & Staterooms**
518, 519, 520, 521, 542, 543, 607, 608, 609, 610, 626, 627, 636, 637

WORLD TRAVELLER

- ⦿ **Sleeps 3 with Sofa Bed in Suites & Staterooms**
518, 519, 520, 521, 534, 535, 607, 608, 609, 610, 626, 627

WORLD VOYAGER

- ⦿ **Sleeps 3 with Sofa Bed in Suites & Staterooms**
518, 519, 520, 521, 546, 547, 626, 627, 628, 629, 640, 641



SUITES

- NAVIGATOR (NS)
- DISCOVERY (DS)
- JOURNEY (JS)

STATEROOMS

- HORIZON DELUXE (E1)
- VERANDA DELUXE (E2)
- HORIZON (A1)
- HORIZON (A2)
- VERANDA (B1)
- VERANDA (B2)
- ADVENTURE (A0)

SYMBOLS

- ⦿ SLEEPS 3 WITH SOFA BED
- # ELEVATOR/STAIRS
- ♿ STAIRS
- ♿ ACCESSIBLE STATEROOMS

DECKS

- DECK 8**
 - 1 RUNNING TRACK
 - OUTDOOR FITNESS
- DECK 7**
 - 2 THE DOME
 - OBSERVATION LOUNGE
 - 3 POOL & HOT TUBS
 - 4 7AFT GRILL
 - 5 7AFT POOL BAR
 - 6 ZODIAC STORAGE
- DECK 6**
 - 7 BRIDGE
 - 8 SMALL SUNDECK
- DECK 5**
 - 9 WATER'S EDGE
 - OBSERVATION DECK
 - 10 ZEPHYR LOUNGE
- DECK 4**
 - 11 PAULA'S PANTRY
 - 12 FITNESS STUDIO
 - 13 ATLAS LOUNGE
 - 14 MEDICAL CENTER
 - 15 RECEPTION
 - 16 FUTURE CRUISE DESK
 - 17 BOUTIQUE
 - 18 AUDITORIUM
 - AMERICO VESPUCCI - WORLD VOYAGER
 - VASCO DA GAMA - WORLD TRAVELLER
 - DOM HENRIQUE- WORLD NAVIGATOR
 - 19 L'OCCITANE SEASPA & SAUNA
 - 20 MAIN RESTAURANT - INDOOR/ALFRESCO
 - MADEIRA - WORLD VOYAGER
 - LISBOA - WORLD TRAVELLER
 - PORTO - WORLD NAVIGATOR
- DECK 3**
 - 21 MUD ROOM

• Measurements for Navigator Suite sofa bed are 59 inches x 74 inches. Measurements for other stateroom sofa beds are 31 inches x 74 inches.
 • 7Aft Grill, 7Aft Pool Bar and Main Restaurant alfresco dining are available on Epicurean Expeditions and select Cultural Expeditions only.
 • World Voyager and World Navigator have 2 hot tubs, World Traveller has 1 hot tub.
 • Accessible staterooms have limited closet space.

WORLD NAVIGATOR

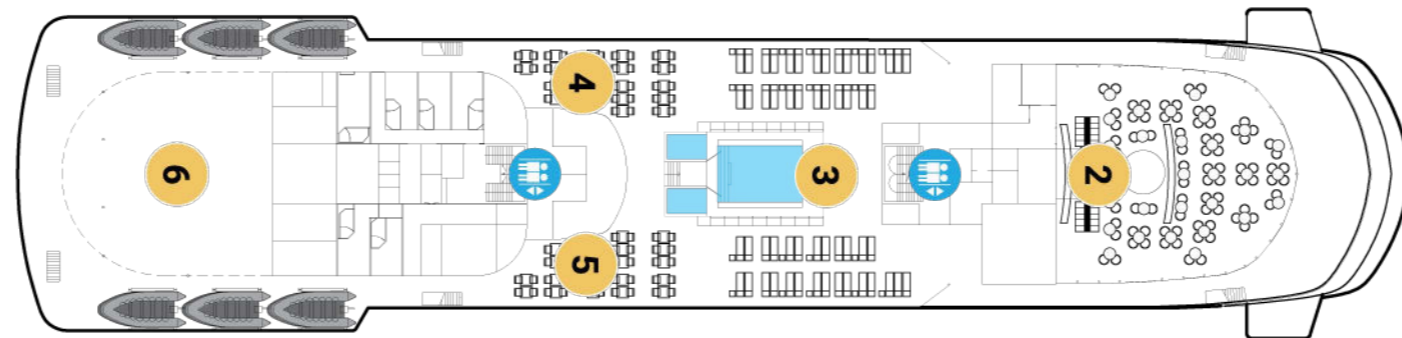
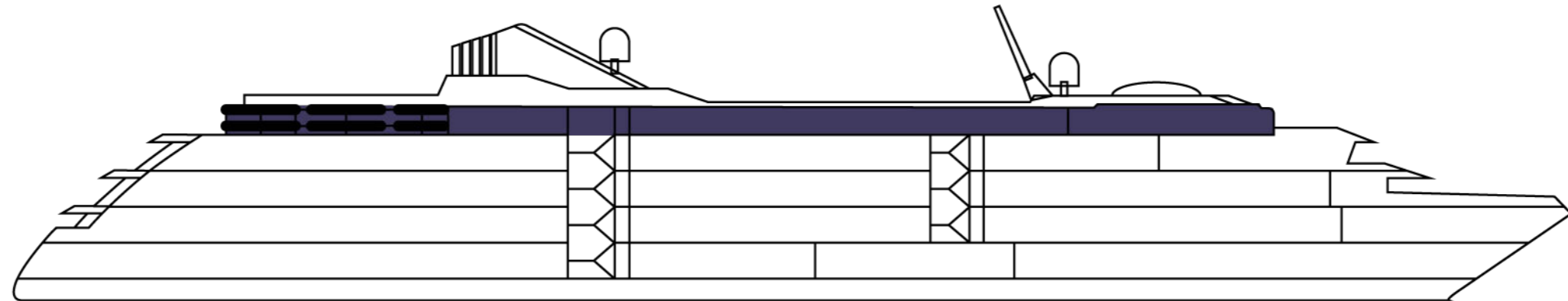
- ⦿ **Sleeps 3 with Sofa Bed in Suites & Staterooms**
518, 519, 520, 521, 542, 543, 607, 608, 609, 610, 626, 627, 636, 637

WORLD TRAVELLER

- ⦿ **Sleeps 3 with Sofa Bed in Suites & Staterooms**
518, 519, 520, 521, 534, 535, 607, 608, 609, 610, 626, 627

WORLD VOYAGER

- ⦿ **Sleeps 3 with Sofa Bed in Suites & Staterooms**
518, 519, 520, 521, 546, 547, 626, 627, 628, 629, 640, 641



SUITES

- NAVIGATOR (NS)
- DISCOVERY (DS)
- JOURNEY (JS)

STATEROOMS

- HORIZON DELUXE (E1)
- VERANDA DELUXE (E2)
- HORIZON (A1)
- HORIZON (A2)
- VERANDA (B1)
- VERANDA (B2)
- ADVENTURE (AO)

SYMBOLS

- SLEEPS 3 WITH SOFA BED
- ELEVATOR/STAIRS
- STAIRS
- ACCESSIBLE STATEROOMS

DECKS

DECK 8

- 1 RUNNING TRACK
- OUTDOOR FITNESS

DECK 7

- 2 THE DOME
- OBSERVATION LOUNGE
- 3 POOL & HOT TUBS
- 4 7AFT GRILL
- 5 7AFT POOL BAR
- 6 ZODIAC STORAGE

DECK 6

- 7 BRIDGE
- 8 SMALL SUNDECK

DECK 5

- 9 WATER'S EDGE
- OBSERVATION DECK
- 10 ZEPHYR LOUNGE

DECK 4

- 11 PAULA'S PANTRY
- 12 FITNESS STUDIO
- 13 ATLAS LOUNGE
- 14 MEDICAL CENTER
- 15 RECEPTION
- 16 FUTURE CRUISE DESK
- 17 BOUTIQUE
- 18 AUDITORIUM
- AMERICO VESPUCCI - WORLD VOYAGER
- VASCO DA GAMA - WORLD TRAVELLER
- DOM HENRIQUE- WORLD NAVIGATOR
- 19 L'OCCITANE SEASPA & SAUNA
- 20 MAIN RESTAURANT - INDOOR/ALFRESCO
- MADEIRA - WORLD VOYAGER
- LISBOA - WORLD TRAVELLER
- PORTO - WORLD NAVIGATOR

DECK 3

- 21 MUD ROOM

• Measurements for Navigator Suite sofa bed are 59 inches x 74 inches. Measurements for other stateroom sofa beds are 31 inches x 74 inches.
 • 7Aft Grill, 7Aft Pool Bar and Main Restaurant alfresco dining are available on Epicurean Expeditions and select Cultural Expeditions only.
 • World Voyager and World Navigator have 2 hot tubs, World Traveller has 1 hot tub.
 • Accessible staterooms have limited closet space.

WORLD NAVIGATOR

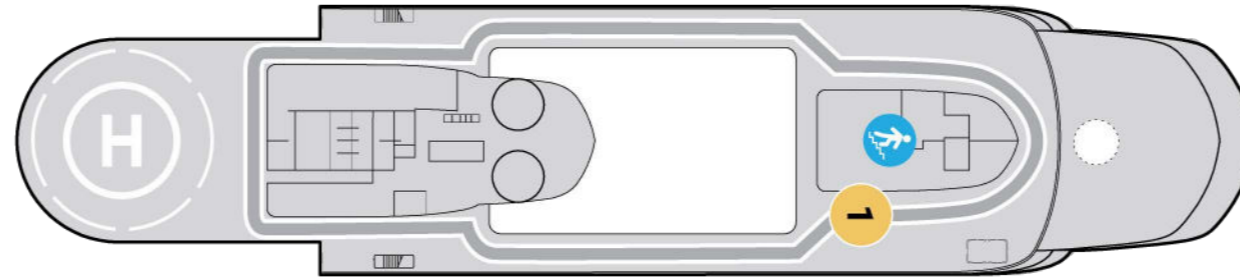
- **Sleeps 3 with Sofa Bed in Suites & Staterooms**
- 518, 519, 520, 521, 542, 543, 607, 608, 609, 610, 626, 627, 636, 637

WORLD TRAVELLER

- **Sleeps 3 with Sofa Bed in Suites & Staterooms**
- 518, 519, 520, 521, 534, 535, 607, 608, 609, 610, 626, 627

WORLD VOYAGER

- **Sleeps 3 with Sofa Bed in Suites & Staterooms**
- 518, 519, 520, 521, 546, 547, 626, 627, 628, 629, 640, 641



SUITES

- NAVIGATOR (NS)
- DISCOVERY (DS)
- JOURNEY (JS)

STATEROOMS

- HORIZON DELUXE (E1)
- VERANDA DELUXE (E2)
- HORIZON (A1)
- HORIZON (A2)
- VERANDA (B1)
- VERANDA (B2)
- ADVENTURE (AO)

SYMBOLS

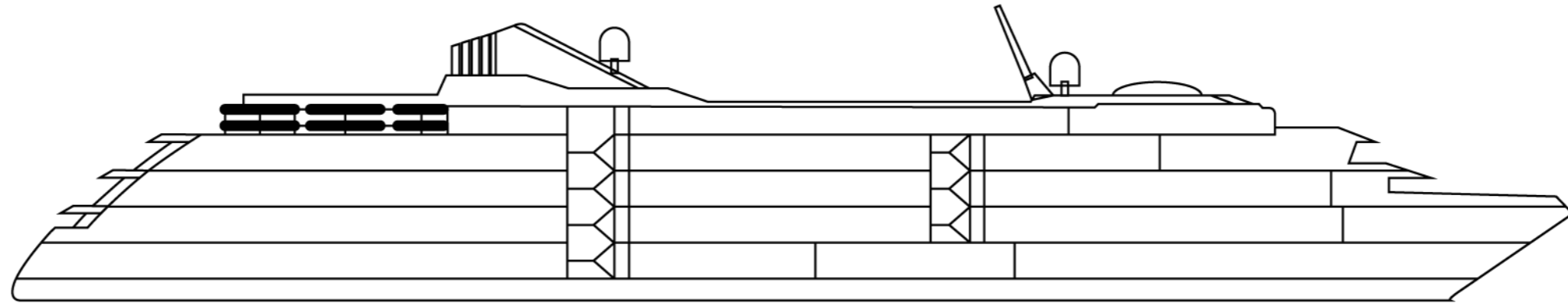
- S SLEEPS 3 WITH SOFA BED
- E ELEVATOR/STAIRS
- S STAIRS
- A ACCESSIBLE STATEROOMS

DECKS

- DECK 8**
- 1 RUNNING TRACK
OUTDOOR FITNESS
- DECK 7**
- 2 THE DOME
OBSERVATION LOUNGE
- 3 POOL & HOT TUBS
- 4 7AFT GRILL
- 5 7AFT POOL BAR
- 6 ZODIAC STORAGE
- DECK 6**
- 7 BRIDGE
- 8 SMALL SUNDECK
- DECK 5**
- 9 WATER'S EDGE
OBSERVATION DECK
- 10 ZEPHYR LOUNGE
- DECK 4**
- 11 PAULA'S PANTRY
- 12 FITNESS STUDIO
- 13 ATLAS LOUNGE
- 14 MEDICAL CENTER
- 15 RECEPTION
- 16 FUTURE CRUISE DESK
- 17 BOUTIQUE
- 18 AUDITORIUM
AMERICO VESPUCCI - WORLD VOYAGER
VASCO DA GAMA - WORLD TRAVELLER
DOM HENRIQUE- WORLD NAVIGATOR
- 19 L'OCCITANE SEASPA & SAUNA
- 20 MAIN RESTAURANT - INDOOR/ALFRESCO
MADEIRA - WORLD VOYAGER
LISBOA - WORLD TRAVELLER
PORTO - WORLD NAVIGATOR
- DECK 3**
- 21 MUD ROOM

• Measurements for Navigator Suite sofa bed are 59 inches x 74 inches. Measurements for other stateroom sofa beds are 31 inches x 74 inches.
 • 7Aft Grill, 7Aft Pool Bar and Main Restaurant alfresco dining are available on Epicurean Expeditions and select Cultural Expeditions only.
 • World Voyager and World Navigator have 2 hot tubs, World Traveller has 1 hot tub.
 • Accessible staterooms have limited closet space.

- WORLD NAVIGATOR**
- S **Sleeps 3 with Sofa Bed in Suites & Staterooms**
518, 519, 520, 521, 542, 543, 607, 608, 609,
610, 626, 627, 636, 637
- WORLD TRAVELLER**
- S **Sleeps 3 with Sofa Bed in Suites & Staterooms**
518, 519, 520, 521, 534, 535, 607, 608, 609,
610, 626, 627
- WORLD VOYAGER**
- S **Sleeps 3 with Sofa Bed in Suites & Staterooms**
518, 519, 520, 521, 546, 547, 626, 627, 628,
629, 640, 641



Overall Length	Beam (Width)	Gross Tonnage	Guest Decks	Accommodations	Guests	Cruising Speed	Ships' Registry
129m/423'	18.9m/62'	10,000	6	100	198	16kt/18mph	Portugal

SUITES

- NAVIGATOR (NS)
- DISCOVERY (DS)
- JOURNEY (JS)

STATEROOMS

- HORIZON DELUXE (E1)
- VERANDA DELUXE (E2)
- HORIZON (A1)
- HORIZON (A2)
- VERANDA (B1)
- VERANDA (B2)
- ADVENTURE (AO)

SYMBOLS

- SLEEPS 3 WITH SOFA BED
- ELEVATOR/STAIRS
- STAIRS
- ACCESSIBLE STATEROOMS

DECKS

- DECK 8**
 - 1 RUNNING TRACK
 - OUTDOOR FITNESS
- DECK 7**
 - 2 THE DOME
 - OBSERVATION LOUNGE
 - 3 POOL & HOT TUBS
 - 4 7AFT GRILL
 - 5 7AFT POOL BAR
 - 6 ZODIAC STORAGE
- DECK 6**
 - 7 BRIDGE
 - 8 SMALL SUNDECK
- DECK 5**
 - 9 WATER'S EDGE
 - OBSERVATION DECK
 - 10 ZEPHYR LOUNGE
- DECK 4**
 - 11 PAULA'S PANTRY
 - 12 FITNESS STUDIO
 - 13 ATLAS LOUNGE
 - 14 MEDICAL CENTER
 - 15 RECEPTION
 - 16 FUTURE CRUISE DESK
 - 17 BOUTIQUE
 - 18 AUDITORIUM
 - AMERICO VESPUCCI - WORLD VOYAGER
 - VASCO DA GAMA - WORLD TRAVELLER
 - DOM HENRIQUE- WORLD NAVIGATOR
 - 19 L'OCCITANE SEASPA & SAUNA
 - 20 MAIN RESTAURANT - INDOOR/ALFRESCO
 - MADEIRA - WORLD VOYAGER
 - LISBOA - WORLD TRAVELLER
 - PORTO - WORLD NAVIGATOR
- DECK 3**
 - 21 MUD ROOM

• Measurements for Navigator Suite sofa bed are 59 inches x 74 inches. Measurements for other stateroom sofa beds are 31 inches x 74 inches.
 • 7Aft Grill, 7Aft Pool Bar and Main Restaurant alfresco dining are available on Epicurean Expeditions and select Cultural Expeditions only.
 • World Voyager and World Navigator have 2 hot tubs, World Traveller has 1 hot tub.
 • Accessible staterooms have limited closet space.

WORLD NAVIGATOR

- Sleeps 3 with Sofa Bed in Suites & Staterooms
- 518, 519, 520, 521, 542, 543, 607, 608, 609, 610, 626, 627, 636, 637

WORLD TRAVELLER

- Sleeps 3 with Sofa Bed in Suites & Staterooms
- 518, 519, 520, 521, 534, 535, 607, 608, 609, 610, 626, 627

WORLD VOYAGER

- Sleeps 3 with Sofa Bed in Suites & Staterooms
- 518, 519, 520, 521, 546, 547, 626, 627, 628, 629, 640, 641